


KCIA Student Services

Engagement, Demographics
and Services

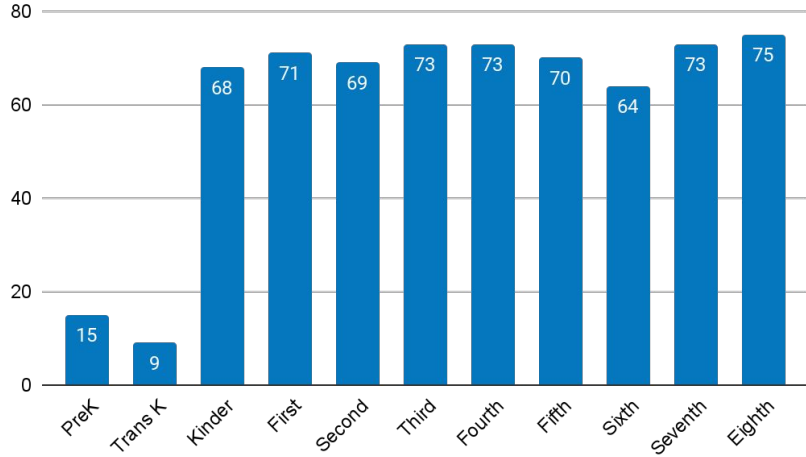


Engagement Measures

KCIA Enrollment Update

Updated February 22, 2023

Enrollment by Grade



Total Enrollment



15
PreK @ DL



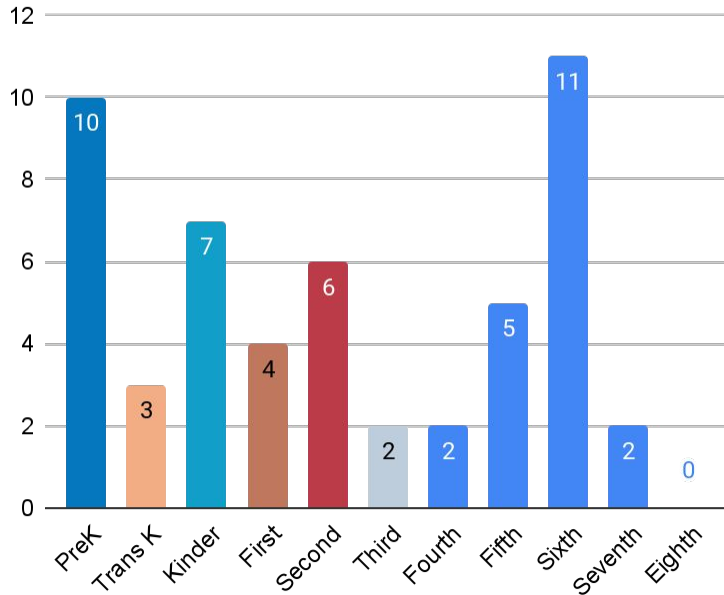
645
TK-8th

660
Total PreK-8th

Open Seats and Waitlist Count

Updated February 22, 2023

KCIA Seat Availability



Preparations for 23-24 Lottery

It's a busy and exciting time for enrollment. KCIA will run its lottery at 1:00PM on Friday, March 3. Schoolappkc will then run the citywide lottery to make official seat offers to parents on Monday, March 6th for the 2023-24 school year. Parents will then have 10 days to make enrollment decisions. After this 10 day period if we have any remaining seats we will begin making offers from our waitlisted student list.

Re-Enrollment for current students has begun and will be ongoing until the due date of April 30. So far all those who have completed the re-enrollment process indicate that their children will return for the 2023-24 school year.

We are currently running digital and print campaigns with the local newspaper, *Northeast News* and participated in School Saturday and neighborhood canvassing sponsored by ShowMEKC.

Waitlist Count-current year

104

Lottery Applications 23-24

129

Month to Month Enrollment Comparison

Updated February 22, 2023



Enrollment

Total PK-8 Enrollment
(Max Capacity = 687)



Seats Available

Total PK-8 number of open seats



Waitlist Count

Total PK-8 waitlist counts



KCIA Attendance Report

Average % Present Daily-updated 2/22/23

TK-8th Grade

90.91%



Average % of student body present each day

Elementary

90.61%



Average % of TK-5th graders present each day-increased illness

Middle School

91.52%



Average % of 6th-8th graders present each day

KCIA Attendance Report

ADA-updated 2/22/23

TK-8th Grade

582.07

Elementary

387.14

Middle School

194.93

Average Daily Attendance (ADA)

Average Daily Attendance is defined as days of student attendance divided by the number of days in the regular school year. A student enrolled all year and attending every day would equal 1 ADA. Strategies for increasing ADA are to increase enrollment or improve attendance. The state uses ADA to determine funding.

KCIA Attendance Plan

Strategies for Improved Attendance



Communication

Daily calls, texts, emails to parents and leadership update



Attendance Success Plans

Family meetings for students whose attendance has dropped below 80%



Family Supports

Van pickup, supplemental transportation, home visits



Incentives

43 TK-5 students are participating in an attendance mentoring program.

Demographics

Countries of Birth

KCIA students come from 27 different countries. Currently 23% of our students are immigrants or refugees. Refugee students may belong to a nationality that is not the same as his/her birth country. Refugee families are often forced to flee their countries of nationality to the safety of a nearby refugee camp or evacuation point. Many of our students are born in refugee camps before arriving in the United States. For example, a student may have been born in Slovakia but his/her nationality is Somali.

Afghanistan	Cameroon	Cuba	Djibouti
Egypt	Ethiopia	Guatemala	Honduras
Iraq	Kenya	Myanmar	Mexico
Pakistan	Sudan	Slovakia	Somalia
El Salvador	Syria	Chad	Thailand
Turkey	Tanzania	Uganda	Vietnam
South Africa	United States	Zaire	

Home Languages

KCIA families speak over 15 languages. Both written and spoken home-school communication is routinely translated and provided as options for parents in addition to English communication.

Arabic	MaiMai	Burmese	English
French	Karen	Kinyarwanda	Marshallese
Dari	Pashto	Farsi	Somali
Spanish	Swahili	Kiswahili	Vietnamese
Mashaguli	Urdu		

Student Demographics

