


KCIA Student Services


Engagement, Demographics
and Services-October 2023



Engagement Measures

Enrollment


Budgeted Enrollment Information



24

**Pre-K Cooperative
Seats**

Allotted seats for the preK cooperative are determined by the state of Missouri and based on FRL demographics



75

K-8 Grade Levels


There are 75 seats available at each grade level, K-8



675

Max K-8 Enrollment

If every available K-8 seat were filled, enrollment would be 675 students.



658

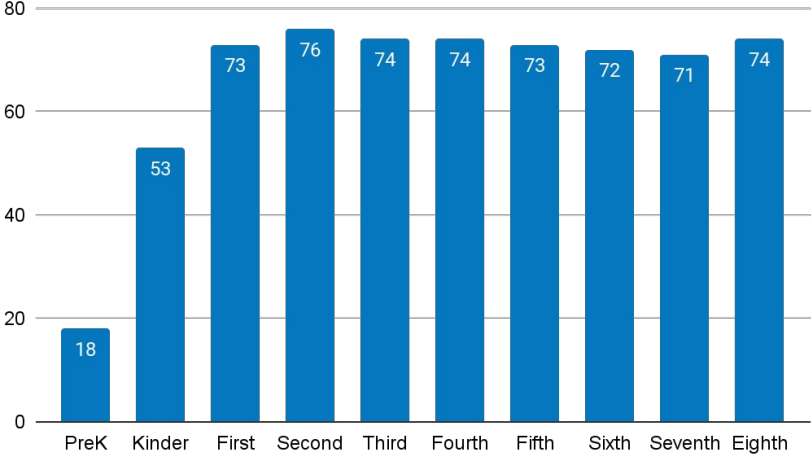
EdOps Year End

Budgeting is based on 658 Pre-K through 8th grade students still enrolled as of the end of the school year.

KCIA Enrollment Update

Updated October 18, 2023

Enrollment by Grade



Total Enrollment



18
PreK @ DL



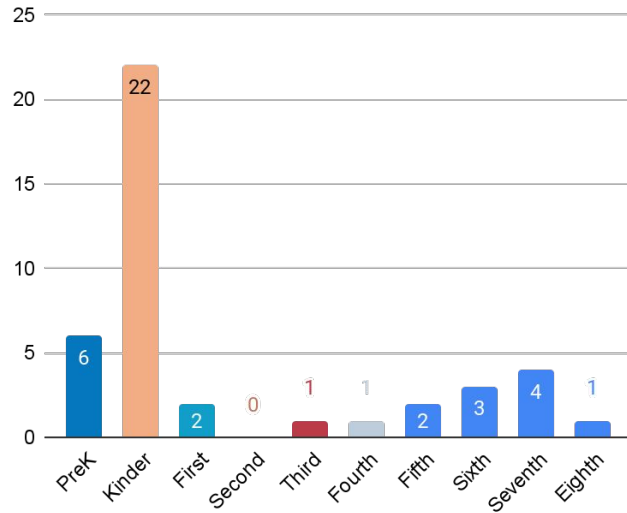
640
K-8th

658
Total PreK-8th

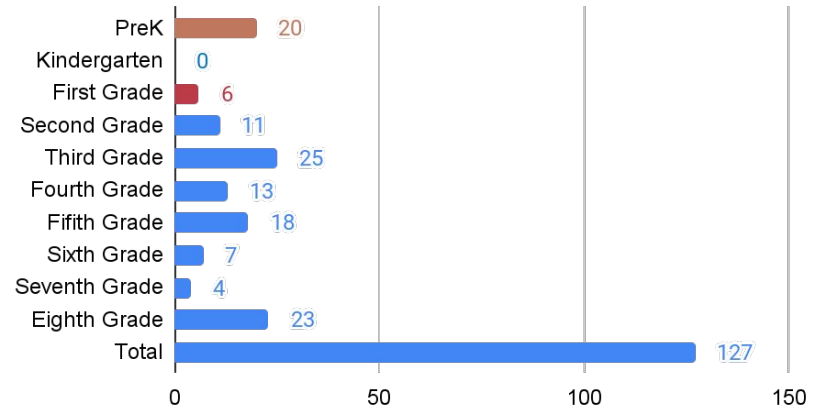
Open Seats and Waitlist Count

Updated October 18, 2023

KCIA Seat Availability 23-24SY



Current Waitlist Count by Grade



Attendance

KCIA Attendance Report

Average % Present Daily-updated 10/18/23

K-8th Grade

91.6



Average % of student body present each day

Elementary

91.54%



Average % of K-5th graders present each day

Middle School

91.72%



Average % of 6th-8th graders present each day

KCIA Attendance Report

ADA-updated 10/18/23

K-8th Grade

567.65

Elementary

373.95

Middle School

193.70

Average Daily Attendance (ADA)

Average Daily Attendance is defined as days of student attendance divided by the number of days in the regular school year. A student enrolled all year and attending every day would equal 1 ADA. Strategies for increasing ADA are to increase enrollment or improve attendance. The state uses ADA to determine funding.

KCIA Attendance Report

Proportional Attendance—updated 10/18/23

K-8th Grade

68.5%



% of students who are attending 90% of the time or better

Elementary

67.8%



% of students who are attending 90% of the time or better

Middle School

70%



% of students who are attending 90% of the time or better

Demographics

Countries of Birth

KCIA students come from 31 countries. Currently 33% of our students are immigrants or refugees. Refugee students may belong to a nationality that is not the same as his/her birth country. Refugee families are often forced to flee their countries of nationality to the safety of a nearby refugee camp or evacuation point. Many of our students are born in refugee camps before arriving in the United States. For example, a student may have been born in Slovakia but his/her nationality is Somali.

| | | | |
|-------------|-------------|----------|-----------|
| Afghanistan | Burundi | Cameroon | Chad |
| Columbia | Cuba | Djibouti | Nicaragua |
| Egypt | Eritrea | Ethiopia | Guatemala |
| Honduras | Iraq | Kenya | Malawi |
| Myanmar | Mexico | Sudan | Slovakia |
| Somalia | El Salvador | Syria | Thailand |
| Turkey | Tanzania | Uganda | Vietnam |

Home Languages

KCIA families speak 19 languages. Both written and spoken home-school communication is routinely translated and provided as options for parents in addition to English communication.

| | | | |
|-----------|---------|-------------|-------------|
| Arabic | MaiMai | Burmese | English |
| French | Karen | Kinyarwanda | Marshallese |
| Dari | Pashto | Farsi | Somali |
| Spanish | Swahili | Kiswahili | Vietnamese |
| Mashaguli | Amharic | Oromo | |

Student Demographics

