


KCIA Student Services

Engagement, Demographics
and Services

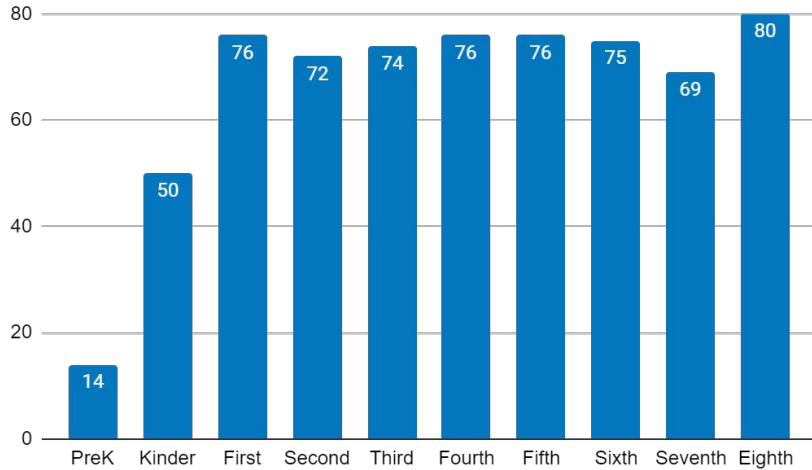


Engagement Measures

KCIA Enrollment Update

Updated August 17, 2023

Enrollment by Grade



Total Enrollment



14
PreK @ DL

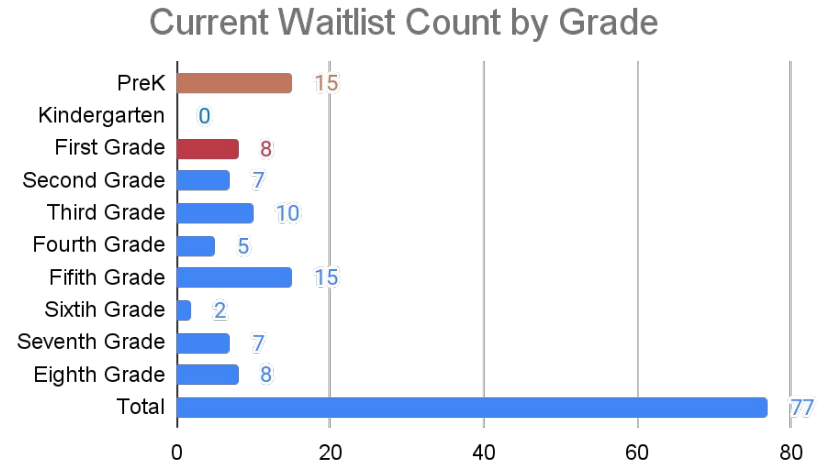
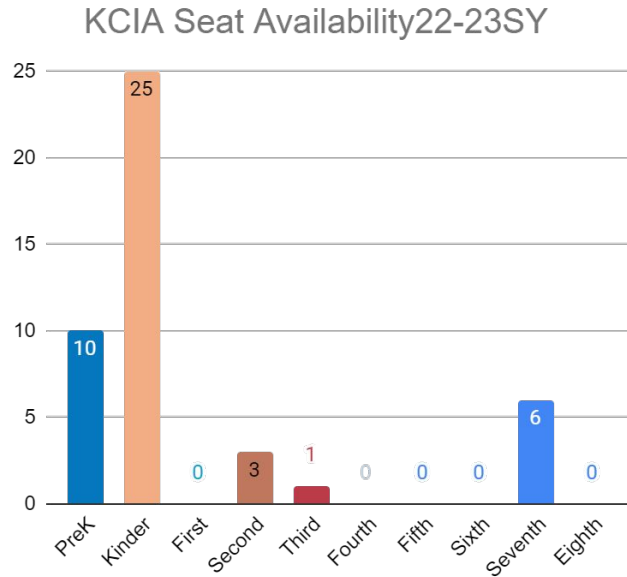


648
K-8th

662
Total PreK-8th

Open Seats and Waitlist Count

Updated August 17, 2022



Demographics

Countries of Birth

KCIA students come from 27 different countries. Currently 33% of our students are immigrants or refugees. Refugee students may belong to a nationality that is not the same as his/her birth country. Refugee families are often forced to flee their countries of nationality to the safety of a nearby refugee camp or evacuation point. Many of our students are born in refugee camps before arriving in the United States. For example, a student may have been born in Slovakia but his/her nationality is Somali.

Afghanistan	Burundi	Cameroon	Chad
Columbia	Cuba	Djibouti	
Egypt	Eritrea	Ethiopia	Guatemala
Honduras	Iraq	Kenya	Malawi
Myanmar	Mexico	Sudan	Slovakia
Somalia	El Salvador	Syria	Thailand
Turkey	Tanzania	Uganda	Vietnam

Home Languages

KCIA families speak 18 languages. Both written and spoken home-school communication is routinely translated and provided as options for parents in addition to English communication.

Arabic	MaiMai	Burmese	English
French	Karen	Kinyarwanda	Marshallese
Dari	Pashto	Farsi	Somali
Spanish	Swahili	Kiswahili	Vietnamese
Mashaguli	Amharic		

Student Demographics

