



EWING MARION

# KAUFFMAN SCHOOL

**EWING MARION KAUFFMAN SCHOOL, INC.  
FINANCE COMMITTEE MEETING PACKET  
December 12th, 2022**

<b>CONTENTS</b>	
Meeting Agenda	2
Meeting Minutes: 10.17.2022	3
Treasurer's Report	5
Summary of Finance Items	15
Approval of Unbudgeted Capital Expense - Weight Room Equipment Documentation	16

# EWING MARION KAUFFMAN SCHOOL, INC.

## FINANCE COMMITTEE - MEETING AGENDA

### MEETING INFORMATION

Ewing Marion Kauffman School (Zoom meeting)

Monday, December 12th, 2022

Finance Committee Meeting (5:30 pm CT)

All board members will participate via conference call line

The conference line may be accessed through a Zoom video link or via telephone:

<https://us02web.zoom.us/j/3695951828>

Dial in number: +1 (669) 900-6833

Meeting ID: 369 595 1828

### AGENDA

- **CALL TO ORDER**
  - Welcome guests
  - Review and discuss meeting agenda
  - Action: Meeting minutes
- **FINANCE**
  - Treasurer's Report
  - Auditor Selection
  - Approval of Unbudgeted Capital Expense - Weight Room Equipment
- **COMMUNITY FORUM**
  - The Board will hear comments from community members regarding items on the agenda or other issues that should be brought to the Board's attention. Individual comments are limited to three minutes. It is anticipated the time allotted for the community forum will be no longer than fifteen minutes, unless time is extended by the Board Chair. Individuals who do not have an opportunity to speak during the allotted time will be given first opportunity at the next regularly scheduled Board of Directors meeting.
- **ADJOURN**

### FUTURE MEETINGS

- Board Meeting: Wednesday, December 14 2022 (8:30 am CST)

# **MINUTES OF REGULAR MEETING OF THE FINANCE COMMITTEE OF THE BOARD OF DIRECTORS OF EWING MARION KAUFFMAN SCHOOL, INC.**

**October 17, 2022**

A regular meeting of the Finance Committee of the Board of Directors of Ewing Marion Kauffman School, Inc., a Missouri nonprofit corporation exempt from federal taxation under Internal Revenue Code § 501(c)(3), was held at the Ewing Marion Kauffman School in Kansas City, Missouri on October 17, 2022, pursuant to public notice provided at least 24 hours in advance. The meeting was held using audio-video technology with a link provided in the notice and with opportunities for all to hear and be heard and see and be seen.

Participating via Zoom technology such that all could hear and be heard and had the option of seeing and being seen were Kristin Bechard, Treasurer; Corey Scholes; Tracy McFerrin and Jerry Williams.

Also participating from the School such that all could hear and be heard and have the option of seeing and being seen were Tim Racer, legal counsel; Katie Pasniewski, Chief Operations Officer; Cat Cain, Director of Special Projects; and Jamie Berry from Ed Ops, the school's contracted financial manager.

No community members were present at the beginning of the meeting.

Ms. Bechard chaired the meeting and Mr. Racer served as secretary. Ms. Bechard called the meeting to order at 5:35 p.m., welcomed those in attendance, and previewed the agenda.

After discussion and upon motion duly made (McFerrin) and seconded (Scholes), the Committee unanimously approved the minutes from its meeting of September 1, 2022.

Ms. Pasniewski reviewed the Annual Compliance and Reporting Calendar that was set forth on page 4 of the agenda that was distributed to Committee members prior to the board meeting. This calendar showed the timing for the various financial reports that would be provided to the school board prior to June 30<sup>th</sup>, 2022. There was no action required as a result of this discussion.

Ms. Pasniewski then presented the Treasurer's Report reviewing the materials distributed along with the agenda prior to the meeting, starting on page 5. She reported that the school projected a \$13.57 million end of year cash balance, which is a slightly lower (roughly -3.4%) number than was set forth in the original projected budget prepared at the beginning of the school year. Ms. Pasniewski reviewed some of the reasons for that difference and indicated that recent legislative changes may result in the school receiving higher revenues from the state beginning in January which may close some of that gap by the end of the school year.

Ms. Pasniewski then reviewed some key performance indicators that the school is using to evaluate its financial health as set forth on pages 7 and 8 of the agenda distributed prior to the meeting. She noted that there are roughly 90 fewer students than projected to be enrolled (959 enrolled versus a projection of 1032), and that roughly 70 of those under enrollments come from the current 5<sup>th</sup> grade class. She noted that the school has had success backfilling 6<sup>th</sup> graders to account for that under enrollment in previous years. Ms. Pasniewski indicated there is a strategic review of this under enrollment of 5<sup>th</sup> graders to evaluate the reasons for this and what the school is doing to address that concern and that school leadership should be in a position to report back on this issue by the end of 2022. Ms. Pasniewski also noted there were roughly 3 more teachers on staff than originally projected but that leadership viewed this as a positive as there are some upcoming leaves that are anticipated and that the additional teachers will enable the school to meet staffing needs to accommodate those leaves and that there are currently 2 open positions. Ms. Pasniewski indicated that instructional staff comprise roughly 70% of the total staff.

Ms. Pasniewski also provided an overview of the Check Register calling out some key expenditures that she believed the board should be aware of.

Finally, Ms. Pasniewski discussed the efforts to recruit a Director of Finance to replace Jerrad Jones who left earlier this

year, as well as how the school has managed to fill the void with support from Ed Ops, its contracted financial service provider.

Discussion occurred throughout the presentation. After discussion and upon motion duly made (McFerrin) and seconded (Scholes), the Committee unanimously recommended that the Board approve the Treasurer's Report, including the check register.

There was no community forum because no community members were present.

There being no further business, the meeting adjourned at 6:03 p.m.

---

John Tyler, Secretary



EWING MARION  
**KAUFFMAN SCHOOL**

# October 2022 Financials

PREPARED DEC'22 BY



## Contents



- Executive Summary
- Key Performance Indicators
- Forecast Overview
- Cash Forecast
- Appendix
- Check Register

- EMKS finishes October with a forecast of 256 days of cash on hand and a year end cash balance of \$14.41M, a \$230K improvement from the September close.

- **Income Statement Notes:**

- Revenue:

- Revenue continues to improve vs. the original forecast. While the primary driver is funding equity, October saw an increase in student transportation reimbursement of more than \$100K over the anticipated full year budget.

- **Income Statement Notes:**

- Expenses

- Expenses continue running about 4.6% ahead of forecast (\$895K).
      - ✓ 735K from salaries/benefits/retention stipends and higher than budgeted FTEs
      - ✓ 139K from student direct expenses, primarily associated with technology acquisitions
      - ✓ 20K in office and business expenses, from professional services paid out for search firms

## Income Statement Notes:

### Change in Cash:

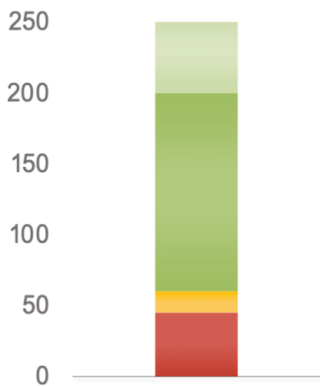
- **Net increase of \$323K (a 16% improvement vs. original budget)**
- **With funding equity and transportation reimbursement increases, revenue is offsetting expense overruns and returning cash to the bottom line!**

PAGE 5

# Key Performance Indicators

## Days of Cash

Cash balance at year-end divided by average daily expenses

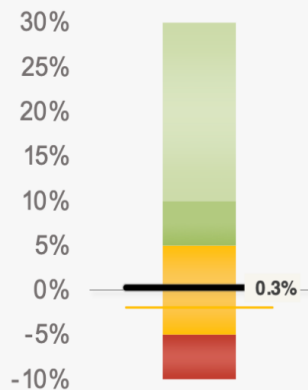


### 256 DAYS OF CASH AT YEAR'S END

The school will end the year with 256 days of cash. This is above the recommended 60 days

## Gross Margin

Revenue less expenses, divided by revenue

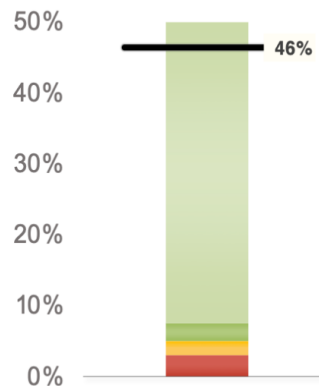


### 0.3% GROSS MARGIN

The forecasted net income is \$57k, which is \$436k above the budget. It yields a 0.3% gross margin.

## Fund Balance %

Forecasted Ending Fund Balance / Total Expenses

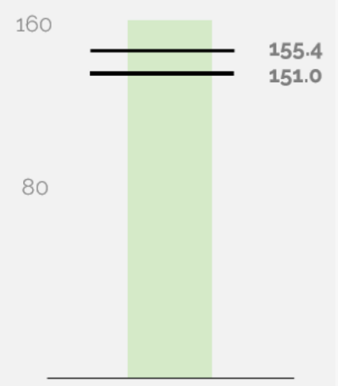


### 46.40% AT YEAR'S END

The school is projected to end the year with a fund balance of \$9,668,202. Last year's fund balance was \$9,611,585.

## Staffing

Current vs. Budgeted Staffing



### 109.5% of BUDGET

The school is currently 4.4 FTEs over the budgeted enrollment of 151 FTEs. This includes 6 open positions.

PAGE 6

# Forecast Overview

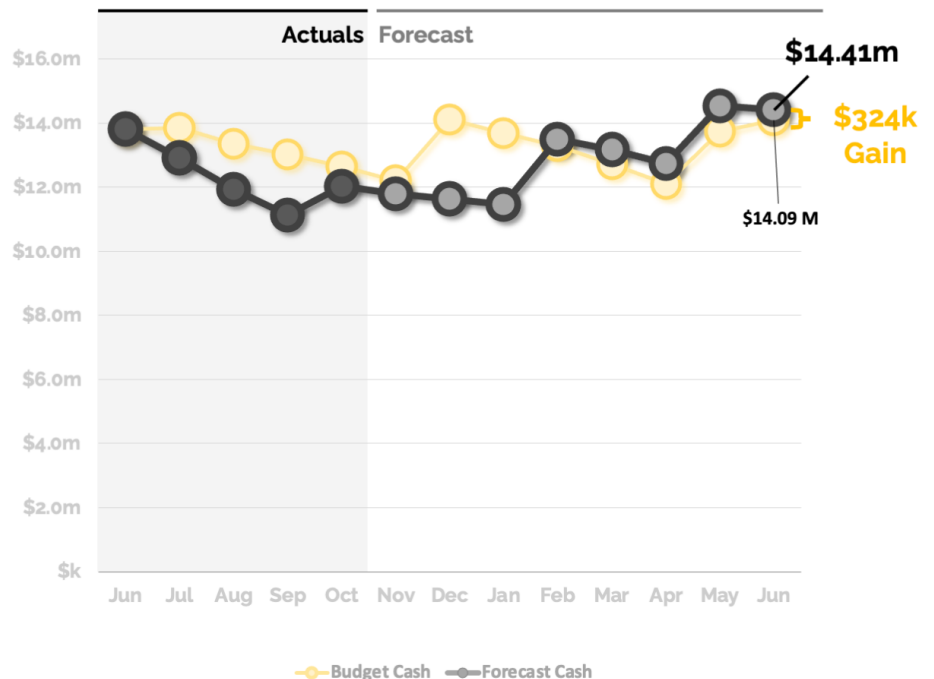
	Forecast	Budget	Variance	Variance Graphic	Comments
Revenue	\$20.9m	\$19.5m	<b>\$1.4m</b>	<b>+1.4m</b>	Improvement is due to adjustments to State revenue for funding equity and student transportation reimbursement, Prop C revenue, and interest expense which was not forecast.
Expenses	\$20.8m	\$19.9m	<b>-\$984k</b>	<b>-984k</b>	YTD expenses are 4.6% higher than budgeted due to overages in salaries, student direct expenses, and facilities improvements.
<b>Net Income</b>	<b>\$57k</b>	<b>-\$379k</b>	<b>\$436k</b>	<b>436k</b>	
Cash Flow Adjustments	\$552k	\$664k	<b>-\$112k</b>	<b>-112k</b>	Cash flow adjustments are tied to \$29K for teacher computers and \$83K for facilities improvements.
<b>Change in Cash</b>	<b>\$609k</b>	<b>\$285k</b>	<b>\$324k</b>	<b>324k</b>	Net change in cash is due to increased State funding for student equity offset by higher than budgeted expenses and capital purchases for computers and facility improvements.

PAGE 7

# Cash Forecast

## 256 Days of Cash at year's end

We forecast the school's year ending cash balance as **\$14m**, **\$324k** above budget.



PAGE 8



	Year-To-Date			Annual Forecast			Remaining
	Actual	Budget	Variance	Forecast	Budget	Variance	
<b>Revenue</b>							
Local Revenue	603,171	409,413	193,757	1,255,932	1,228,240	27,692	652,761
State Revenue	7,296,871	3,132,714	4,164,157	10,774,439	9,398,143	1,376,296	3,477,568
Federal Revenue	1,159,759	1,175,590	(15,832)	3,458,764	3,458,563	200	2,299,005
Private Grants and Donations	73,849	73,349	500	4,793,896	4,793,396	500	4,720,047
Earned Fees	115,827	198,027	(82,200)	609,477	594,081	15,396	493,649
<b>Total Revenue</b>	<b>9,249,477</b>	<b>4,989,094</b>	<b>4,260,383</b>	<b>20,892,507</b>	<b>19,472,424</b>	<b>1,420,083</b> ①	<b>11,643,031</b>
<b>Expenses</b>							
Salaries	2,993,302	2,814,507	(178,795)	9,242,105	8,443,520	(798,586)	6,248,804
Benefits and Taxes	996,758	1,013,332	16,574	2,974,780	3,039,995	65,215	1,978,022
Staff-Related Costs	168,316	65,000	(103,316)	195,988	195,000	(988)	27,672
Rent	73,349	73,349	-	293,396	293,396	-	220,047
Occupancy Service	762,451	760,933	(1,518)	2,282,800	2,282,800	0	1,520,349
Student Expense, Direct	539,314	372,358	(166,955)	1,834,802	1,695,960	(138,842)	1,295,488
Student Expense, Food	177,556	251,793	74,237	839,310	839,310	(0)	661,755
Office & Business Expense	561,684	507,090	(54,594)	1,318,828	1,297,309	(21,519)	757,144
Transportation	375,694	445,541	69,847	1,485,135	1,485,135	0	1,109,441
Total Ordinary Expenses	6,648,422	6,303,902	(344,520)	20,467,144	19,572,425	(894,719)	13,818,722
Net Operating Income	2,601,055	(1,314,808)	3,915,863	425,363	(100,001)	525,364	(2,175,691)
<b>Extraordinary Expenses</b>							
Equipment	29,806	-	(29,806)	29,806	-	(29,806)	-
Facility Improvements	59,941	-	(59,941)	59,941	-	(59,941)	-
Depreciation and Amortization	89,838	93,000	3,161	278,999	278,999	0	189,161
Total Extraordinary Expenses	179,585	93,000	(86,585)	368,746	278,999	(89,747)	189,161
<b>Total Expenses</b>	<b>6,828,007</b>	<b>6,396,902</b>	<b>(431,105)</b>	<b>20,835,890</b>	<b>19,851,424</b>	<b>(984,466)</b> ②	<b>14,007,883</b>
<b>Net Income</b>	<b>2,421,470</b>	<b>(1,407,808)</b>	<b>3,829,278</b>	<b>56,617</b>	<b>(379,000)</b>	<b>435,617</b> ③	<b>(2,364,852)</b>
Cash Flow Adjustments	(4,206,808)	477,901	(4,684,709)	551,974	663,901	(111,927)	4,758,782
<b>Change in Cash</b>	<b>(1,785,339)</b>	<b>(929,907)</b>	<b>(855,432)</b>	<b>608,591</b>	<b>284,901</b>	<b>323,690</b> ⑤	<b>2,393,930</b>

## ① REVENUE: \$1.4M AHEAD

Due to equity funding, transportation reimbursement, Prop C and unbudgeted interest.

## ② EXPENSES: \$984K BEHIND

Due to higher than budgeted staffing costs and student technology expenses.

## ③ NET INCOME: \$436K ahead

## ④ CASH ADJ: \$112K BEHIND

Purchase of admin computers and facility improvements

## ⑤ NET CHANGE IN CASH: \$324K AHEAD

# Monthly Financials

Income Statement	Actual				Forecast								TOTAL
	Jul	Aug	Sep	Oct	Nov	Dec	Jan	Feb	Mar	Apr	May	Jun	
<b>Revenue</b>													
Local Revenue	168,751	156,087	135,601	142,732	81,595	81,595	81,595	81,595	81,595	81,595	81,595	81,595	1,255,932
State Revenue	769,831	748,862	751,341	5,026,837	434,696	434,696	434,696	434,696	434,696	434,696	434,696	434,696	10,774,439
Federal Revenue	229,706	307,120	326,440	296,492	287,376	287,376	287,376	287,376	287,376	287,376	287,376	287,376	3,458,764
Private Grants and Donations	0	73,349	0	500	0	0	0	2,250,000	0	0	2,250,000	220,047	4,793,896
Earned Fees	928	103,229	7,023	4,648	61,706	61,706	61,706	61,706	61,706	61,706	61,706	61,706	609,477
<b>Total Revenue</b>	<b>1,169,216</b>	<b>1,388,647</b>	<b>1,220,405</b>	<b>5,471,209</b>	<b>865,373</b>	<b>865,373</b>	<b>865,373</b>	<b>3,115,373</b>	<b>865,373</b>	<b>865,373</b>	<b>3,115,373</b>	<b>1,085,420</b>	<b>20,892,507</b>
<b>Expenses</b>													
Salaries	647,746	716,896	944,284	684,375	751,445	760,400	760,400	760,400	760,400	760,400	760,400	934,960	9,242,105
Benefits and Taxes	197,698	259,622	281,792	257,646	246,230	246,230	246,230	246,230	246,230	246,230	246,230	254,412	2,974,780
Staff-Related Costs	133,396	3,285	20,543	11,092	3,459	3,459	3,459	3,459	3,459	3,459	3,459	3,459	195,988
Rent	0	73,349	0	0	73,349	0	0	73,349	0	0	73,349	0	293,396
Occupancy Service	205,568	182,905	181,880	192,098	190,044	190,044	190,044	190,044	190,044	190,044	190,044	190,044	2,282,800
Student Expense, Direct	42,583	248,162	159,492	89,077	80,513	80,513	80,513	80,513	238,175	362,335	292,413	80,513	1,834,802
Student Expense, Food	0	17,705	139,057	20,793	82,719	82,719	82,719	82,719	82,719	82,719	82,719	82,719	839,310
Office & Business Expense	100,913	254,737	155,265	50,769	94,643	94,643	94,643	94,643	94,643	94,643	94,643	94,643	1,318,828
Transportation	0	42,379	188,230	145,085	138,680	138,680	138,680	138,680	138,680	138,680	138,680	138,680	1,485,135
Total Ordinary Expenses	1,327,903	1,799,041	2,070,543	1,450,935	1,661,083	1,596,688	1,596,688	1,670,037	1,754,350	1,878,510	1,881,937	1,779,431	20,467,144
Operating Income	-158,688	-410,394	-850,138	4,020,274	-795,710	-731,315	-731,315	1,445,336	-888,977	-1,013,137	1,233,436	-694,011	425,363
<b>Extraordinary Expenses</b>													
Depreciation and Amortization	21,869	23,044	21,898	23,027	23,645	23,645	23,645	23,645	23,645	23,645	23,645	23,645	278,999
Facility Improvements	22,011	23,777	2,935	11,218	0	0	0	0	0	0	0	0	59,941
Equipment	29,806	0	0	0	0	0	0	0	0	0	0	0	29,806
Total Extraordinary Expenses	73,687	46,820	24,833	34,245	23,645	23,645	23,645	23,645	23,645	23,645	23,645	23,645	368,746
<b>Total Expenses</b>	<b>1,401,590</b>	<b>1,845,861</b>	<b>2,095,376</b>	<b>1,485,180</b>	<b>1,684,728</b>	<b>1,620,333</b>	<b>1,620,333</b>	<b>1,693,682</b>	<b>1,777,995</b>	<b>1,902,155</b>	<b>1,905,582</b>	<b>1,803,076</b>	<b>20,835,890</b>
<b>Net Income</b>	<b>-232,374</b>	<b>-457,214</b>	<b>-874,971</b>	<b>3,986,029</b>	<b>-819,355</b>	<b>-754,960</b>	<b>-754,960</b>	<b>1,421,691</b>	<b>-912,622</b>	<b>-1,036,782</b>	<b>1,209,791</b>	<b>-717,656</b>	<b>56,617</b>
Cash Flow Adjustments	-663,356	-524,073	81,185	-3,100,563	594,848	594,848	594,848	594,848	594,848	594,848	594,848	594,848	551,974
<b>Change in Cash</b>	<b>-895,730</b>	<b>-981,288</b>	<b>-793,786</b>	<b>885,466</b>	<b>-224,507</b>	<b>-160,112</b>	<b>-160,112</b>	<b>2,016,539</b>	<b>-317,775</b>	<b>-441,935</b>	<b>1,804,639</b>	<b>-122,808</b>	<b>608,591</b>

PAGE 10

	Previous Year End 6/30/2022	Current 10/31/2022	Year End 6/30/2023
<b>Assets</b>			
Current Assets			
Cash	13,801,775	12,016,436	14,410,367
Accounts Receivable	761,541	4,065,851	376,640
Other Current Assets	133,376	406,912	133,376
Total Current Assets	14,696,693	16,489,199	14,920,383
Noncurrent Assets			
Facilities, Net	936,665	1,018,786	1,018,786
Operating Fixed Assets, Net	165,422	105,390	-83,772
Total Noncurrent Assets	1,102,087	1,124,176	935,014
<b>Total Assets</b>	<b>15,798,780</b>	<b>17,613,375</b>	<b>15,855,397</b>
<b>Liabilities and Equity</b>			
Liabilities			
Current Liabilities			
Other Current Liabilities	4,365	-7,244	4,365
Accounts Payable	851,091	487,565	851,091
Accrued Salaries and Benefits	231,739	0	231,739
Total Current Liabilities	1,087,195	480,321	1,087,195
Total Long-Term Liabilities	0	0	
<b>Total Liabilities</b>	<b>1,087,195</b>	<b>480,321</b>	
Equity			
Unrestricted Net Assets	14,711,585	14,711,585	14,711,585
Net Income	0	2,421,470	56,617
<b>Total Equity</b>	<b>14,711,585</b>	<b>17,133,055</b>	<b>14,768,202</b>

PAGE 11

## Check Register – October 2022



- Vendor: ADO Professional Solutions, Inc.
  - Spend: \$3,912.76 – Temp-to-Perm staffing
- Vendor: Advantage Tech, Inc.
  - Spend: \$3,139.50 – Temporary IT staff
- Vendor: FBKC Sports Tenant LLC
  - Spend: \$7,160.40 – Gym rental
- Vendor: Husch Blackwell LLP
  - Spend: \$5,670.00 – Legal services – non-citizen employment
- Kahrs Law Office, P.A.
  - Spend: \$537.00 - Wage garnishment
- Teach for America
  - Spend: \$70,000 – Fees for TFA Corps members
- Multiple Individuals
  - Spend: Varying amounts – Referees and athletic event workers

PAGE 12

**Ewing Marion Kauffman School Check Register - October 2022 by Date**

Payee Type:	Vendor	Check Type: Automatic Payment			Entity Name	Check Amount
Check Number	Check Date	Cleared	Void	Void Date	Entity ID	
5311	10/04/2022	X			ARROWSTAGE	Busco, Inc.
5312	10/04/2022	X			CBIZINSINC	CBIZ Benefits & Insurance Services Inc
5313	10/04/2022	X			FBKCARENA	FBKC Sports Tenant LLC
5314	10/04/2022	X			KIPFOUND	KIPP Foundation
5315	10/04/2022	X			INNOPTIONS	Linda Kirkpatrick
5316	10/04/2022	X			MORGHUNT	Morgan Hunter Education, LLC
5317	10/04/2022				NOTABLEINC	Notable Inc
5318	10/04/2022	X			PERFFOODGR	Performance Food Group Inc
5319	10/04/2022	X			TSCHANGCHI	CHI-YOUNG TSCHANG
15309	10/04/2022	X			ADVTECH	Advantage Tech, Inc.
15310	10/04/2022	X			COMMERCE	COMMERCE BANK
15311	10/04/2022	X			EDOPS	Education Business Solutions Inc
15312	10/04/2022	X			PLATINUM	Jaymie Huffman
15313	10/04/2022	X			JONESJERR	Jerrad Jones
15314	10/04/2022	X			QUINNCAR	Carlin Quinn
15315	10/04/2022	X			SCHOOLMINT	SchoolMint, Inc.
15316	10/04/2022	X			SIPVINE	sipVine, Inc.
15317	10/04/2022	X			AJILON	ADO Professional Solutions, Inc.
15318	10/04/2022	X			AMERFOOD	American Food and Vending Corp.
15319	10/04/2022	X			TEACHAMER	Teach for America, Inc.
5320	10/06/2022	X			CASTATED	California State Disbursement Unit
5321	10/06/2022	X			CRITESKRI	Kristin Crites
5322	10/06/2022	X			GUARDIAN	The Guardian Life Insurance Co
5323	10/06/2022	X			KAHRSLOW	KAHRS LAW OFFICE, P.A.
5324	10/06/2022	X			LAXTONJOH	Johanna Laxton
15320	10/06/2022	X			FIDWORKPL	Fidelity Workplace Investing LLC
15321	10/06/2022	X			FIDWORKPL	Fidelity Workplace Investing LLC
15322	10/06/2022	X			UNITEDHEA	United Healthcare Insurance Company
5325	10/14/2022	X			ARROWSTAGE	Busco, Inc.
5326	10/14/2022	X			FIRSTSTUDE	First Student, Inc.
5327	10/14/2022	X			MORGHUNT	Morgan Hunter Education, LLC
15488	10/14/2022	X			ADVTECH	Advantage Tech, Inc.
15489	10/14/2022	X			YEAGERDAN	Danielle Yeager
15490	10/14/2022	X			AJILON	ADO Professional Solutions, Inc.
15491	10/14/2022	X			CUSHMAN	Cushman & Wakefield U.S., Inc
102020221	10/20/2022	X			COMMERCE	COMMERCE BANK
5328	10/24/2022	X			ARROWSTAGE	Busco, Inc.
5329	10/24/2022	X			COASTALCL	Coastal Cloud Holdings LLC
5330	10/24/2022	X			COMPUTLOG	Computer Logic Group, Inc.
5331	10/24/2022	X			DANIELJON	Daniel Jones & Associates
5332	10/24/2022	X			MORGHUNT	Morgan Hunter Education, LLC
5333	10/24/2022	X			PERFFOODGR	Performance Food Group Inc
5334	10/24/2022	X			POLINELLI	Polinelli PC
5335	10/24/2022				PUBLICSCH	Public School Retirement System of the School Dist of KC
5336	10/24/2022				RANGELJOHN	John Rangel
5337	10/24/2022				TALKSPACE	Talkspace Network LLC
5338	10/24/2022				WHCKCTLLC	WHC KCT, LLC (ZTRIP)
15492	10/24/2022	X			ADVTECH	Advantage Tech, Inc.
15493	10/24/2022	X			COMMERCE	COMMERCE BANK
15494	10/24/2022	X			FIDWORKPL	Fidelity Workplace Investing LLC
15495	10/24/2022	X			FIDWORKPL	Fidelity Workplace Investing LLC
15496	10/24/2022	X			JONESJERR	Jerrad Jones
15497	10/24/2022	X			KOPALDSE	Seth Kopald
15498	10/24/2022	X			SMITHMADI	Madison Smith
15499	10/24/2022	X			AMERFOOD	American Food and Vending Corp.
102820221	10/28/2022	X			COMMERCE	COMMERCE BANK
29	10/31/2022				RAFFERTYLE	Lee Rafferty
30	10/31/2022				MAJGWEN	Gwen Major
31	10/31/2022				LYLESBRIDG	Bridgette Lyles
32	10/31/2022				CROCKETTC	Candace Crockett
33	10/31/2022				NELSONMARC	Marcus Nelson
34	10/31/2022				BRANCHMIT	Mitchell Branch
35	10/31/2022				WILLIAMSRA	Rashawnda Williams
36	10/31/2022				GOLDTITUS	Titus Golden
37	10/31/2022				SUBERBEN	Benjamin Suber
38	10/31/2022				WARRENMIG	Miguel Warren
39	10/31/2022				COLEBRIANN	Brianna Cole
5339	10/31/2022				BERSERKAT	Berserk Athletics
5340	10/31/2022				ARROWSTAGE	Busco, Inc.
5341	10/31/2022				CDWLLC	CDW LLC
5342	10/31/2022				FBKCARENA	FBKC Sports Tenant LLC
5343	10/31/2022	X			HUSCHBLA	Husch Blackwell LLP
5344	10/31/2022				KCPRETRAN	KC Premier Services LLC
5345	10/31/2022				MORGHUNT	Morgan Hunter Education, LLC
5346	10/31/2022				SAGEVIEW	SageView Advisory Group LLC
5347	10/31/2022				SPANLANG	Spanish Language Resources, Inc.
15650	10/31/2022				ADVTECH	Advantage Tech, Inc.
15651	10/31/2022				COMMERCE	COMMERCE BANK
15652	10/31/2022				WESTBROOK	Westbrook & Co., P.C.
15653	10/31/2022				YELLOWDOG	Yellow Dog Networks, Inc.
15654	10/31/2022				AMERFOOD	American Food and Vending Corp.
110220221	11/02/2022	X			COMMERCE	COMMERCE BANK
110220222	11/02/2022	X			CONCURTEC	Concur Technologies, Inc.
<b>TOTAL</b>						<b>915,592.35</b>

**Ewing Marion Kauffman School Check Register - October 2022 by Vendor**

<b>Payee Type:</b>		<b>Check Type: Automatic Payment</b>			<b>Entity Name</b>	<b>Check Amount</b>
<b>Check Number</b>	<b>Vendor</b>	<b>Cleared</b>	<b>Void</b>	<b>Void Date</b>		
15317	10/04/2022	X			AJILON ADO Professional Solutions, Inc.	2,026.26
15490	10/14/2022	X			AJILON ADO Professional Solutions, Inc.	1,886.50
15309	10/04/2022	X			ADVTECH Advantage Tech, Inc.	633.75
15488	10/14/2022	X			ADVTECH Advantage Tech, Inc.	945.75
15492	10/24/2022	X			ADVTECH Advantage Tech, Inc.	1,092.00
15650	10/31/2022				ADVTECH Advantage Tech, Inc.	468.00
15318	10/04/2022	X			AMERFOOD American Food and Vending Corp.	30,800.36
15499	10/24/2022	X			AMERFOOD American Food and Vending Corp.	44,758.84
15654	10/31/2022				AMERFOOD American Food and Vending Corp.	15,187.30
37	10/31/2022				SUBERBEN Benjamin Suber	475.00
5339	10/31/2022				BERSERKAT Berserk Athletics	4,140.00
39	10/31/2022				COLEBRIANN Brianna Cole	150.00
31	10/31/2022				LYLESBRIDG Bridgette Lyles	500.00
5311	10/04/2022	X			ARROWSTAGE Busco, Inc.	2,030.00
5325	10/14/2022	X			ARROWSTAGE Busco, Inc.	2,975.00
5328	10/24/2022	X			ARROWSTAGE Busco, Inc.	2,030.00
5340	10/31/2022				ARROWSTAGE Busco, Inc.	3,175.00
5320	10/06/2022	X			CASTATED California State Disbursement Unit	392.00
32	10/31/2022				CROCKETTC Candace Crockett	150.00
15314	10/04/2022	X			QUINNCAR Carlin Quinn	1,800.00
5312	10/04/2022	X			CBIZINSINC CBIZ Benefits & Insurance Services Inc	585.00
5341	10/31/2022				CDWLLC CDW LLC	23,036.00
5319	10/04/2022	X			TSCHANGCHI CHI-YOUNG TSCHANG	3,125.00
5329	10/24/2022	X			COASTALCL Coastal Cloud Holdings LLC	175.00
15310	10/04/2022	X			COMMERCE COMMERCE BANK	69,859.71
102020221	10/20/2022	X			COMMERCE COMMERCE BANK	47,505.32
15493	10/24/2022	X			COMMERCE COMMERCE BANK	47,505.32
102820221	10/28/2022	X			COMMERCE COMMERCE BANK	13,651.83
15651	10/31/2022				COMMERCE COMMERCE BANK	13,651.83
110220221	11/02/2022	X			COMMERCE COMMERCE BANK	818.51
5330	10/24/2022	X			COMPUTLOG Computer Logic Group, Inc.	300.00
110220222	11/02/2022	X			CONCURTEC Concur Technologies, Inc.	684.51
15491	10/14/2022	X			CUSHMAN Cushman & Wakefield U.S., Inc	164,212.21
5331	10/24/2022	X			DANIELJON Daniel Jones & Associates	11,125.00
15489	10/14/2022	X			YEAGERDAN Danielle Yeager	2,520.00
15311	10/04/2022	X			EDOPS Education Business Solutions Inc	16,933.25
5313	10/04/2022	X			FBKCARENA FBKC Sports Tenant LLC	1,835.40
5342	10/31/2022				FBKCARENA FBKC Sports Tenant LLC	5,325.00
15320	10/06/2022	X			FIDWORKPL Fidelity Workplace Investing LLC	30,124.85
15321	10/06/2022	X			FIDWORKPL Fidelity Workplace Investing LLC	3,509.14
15494	10/24/2022	X			FIDWORKPL Fidelity Workplace Investing LLC	16,364.12
15495	10/24/2022	X			FIDWORKPL Fidelity Workplace Investing LLC	3,509.14
5326	10/14/2022	X			FIRSTSTUDE First Student, Inc.	55,511.25
30	10/31/2022				MAJGWEN Gwen Major	350.00
5343	10/31/2022	X			HUSCHBLA Husch Blackwell LLP	5,670.00
15312	10/04/2022	X			PLATINUM Jaymie Huffman	6,300.00
15313	10/04/2022	X			JONESJERR Jerrad Jones	1,968.75
15496	10/24/2022	X			JONESJERR Jerrad Jones	1,518.75
5324	10/06/2022	X			LAXTONJOH Johanna Laxton	260.00
5336	10/24/2022				RANGELJOHN John Rangel	39.75
5323	10/06/2022	X			KAHRLAW KAHRS LAW OFFICE, P.A.	537.00

5344	10/31/2022		KCPRETRAN	KC Premier Services LLC	344.51
5314	10/04/2022	X	KIPPFUND	KIPP Foundation	450.00
5321	10/06/2022	X	CRITESKRI	Kristin Crites	290.00
29	10/31/2022		RAFFERTYLE	Lee Rafferty	150.00
5315	10/04/2022	X	INNOPTIONS	Linda Kirkpatrick	853.00
15498	10/24/2022	X	SMITHMADI	Madison Smith	625.00
33	10/31/2022		NELSONMARC	Marcus Nelson	150.00
38	10/31/2022		WARRENMIG	Miguel Warren	325.00
34	10/31/2022		BRANCHMIT	Mitchell Branch	300.00
5316	10/04/2022	X	MORGHUNT	Morgan Hunter Education, LLC	3,558.80
5327	10/14/2022	X	MORGHUNT	Morgan Hunter Education, LLC	964.80
5332	10/24/2022	X	MORGHUNT	Morgan Hunter Education, LLC	1,085.40
5345	10/31/2022		MORGHUNT	Morgan Hunter Education, LLC	361.80
5317	10/04/2022		NOTABLEINC	Notable Inc	2,700.00
5318	10/04/2022	X	PERFFOODGR	Performance Food Group Inc	17,470.82
5333	10/24/2022	X	PERFFOODGR	Performance Food Group Inc	3,979.71
5334	10/24/2022	X	POLSINELLI	Polsinelli PC	452.00
5335	10/24/2022		PUBLICSCH	Public School Retirement System of the School Dist of KC	286.00
35	10/31/2022		WILLIAMSRA	Rashawnda Williams	300.00
5346	10/31/2022		SAGEVIEW	SageView Advisory Group LLC	2,430.00
15315	10/04/2022	X	SCHOOLMINT	SchoolMint, Inc.	6,991.03
15497	10/24/2022	X	KOPALDSE	Seth Kopald	120.00
15316	10/04/2022	X	SIPVINE	sipVine, Inc.	598.50
5347	10/31/2022		SPANLANG	Spanish Language Resources, Inc.	300.00
5337	10/24/2022		TALKSPACE	Talkspace Network LLC	3,750.00
15319	10/04/2022	X	TEACHAMER	Teach for America, Inc.	70,000.00
5322	10/06/2022	X	GUARDIAN	The Guardian Life Insurance Co	11,374.32
36	10/31/2022		GOLDTITUS	Titus Golden	150.00
15322	10/06/2022	X	UNITEDHEA	United Healthcare Insurance Company	113,664.82
15652	10/31/2022		WESTBROOK	Westbrook & Co., P.C.	863.19
5338	10/24/2022		WHCKCTLIC	WHC KCT, LLC (ZTRIP)	4,856.25
15653	10/31/2022		YELLOWDOG	Yellow Dog Networks, Inc.	1,720.00
<b>TOTAL</b>					<b>915,592.35</b>

**SUMMARY OF FINANCE ITEMS**  
**Summary of Finance Items for December 2022 Board Meeting**

Headline	Summary
<b>2022-23 Auditor Selection</b>	<ul style="list-style-type: none"> <li>· Context: <ul style="list-style-type: none"> <li>○ Leadership recommends that we engage Daniel Jones as our auditor for the 2022-23 school year.</li> <li>○ We have been very pleased with the quality of their communication, project management, and deliverables.</li> </ul> </li> </ul> <p><b>Committee Action:</b> Recommend the Board vote to engage Daniel Jones as our auditor for the 2022-23 school year.</p> <p><b>Board Action:</b> Vote to engage Daniel Jones as our auditor for the 2022-23 school year.</p>
<b>Weight Room Improvements – Unbudgeted Capital Expense</b>	<ul style="list-style-type: none"> <li>· Context: <ul style="list-style-type: none"> <li>○ We recently inspected the equipment in our weight room, which is used by our high school-athletes and staff, and identified that the majority of equipment was in need of replacement. <ul style="list-style-type: none"> <li>§ Most equipment is 11 years old. The need for replacement is due to normal wear-and-tear rather than negligence, loss, or theft.</li> </ul> </li> <li>○ As we expand our athletics offerings, including the addition of HS football, we are also seeing an increased demand on the weight room, especially as coaches work with student-athletes to improve strength and conditioning as a key to improving performance and preventing injuries.</li> <li>○ We have received multiple quotes, and have identified Sorinex as the vendor we would like to work with.</li> <li>○ The total cost of equipment is \$48,591.50. Invoices are provided on the next pages.</li> <li>○ This is an unbudgeted, capital expense. If approved, the school would apply this expense to the \$3M of reserve funds that we have designated for capital expenses.</li> </ul> </li> </ul> <p><b>Committee Action:</b> <i>Recommend the Board approve the unbudgeted purchase of \$48,591.50 in weight room equipment, with the intention that the funds be allocated from the \$3M of reserve funds that we have designated for capital expenses.</i></p> <p><b>Board Action:</b> <i>Approve the unbudgeted purchase of \$48,591.50 in weight room equipment, with the intention that the funds be allocated from the \$3M of reserve funds that we have designated for capital expenses.</i></p>

**SORINEX****ESTIMATE**

PAGE	ESTIMATE	DATE
1	39676	10/25/22

**Sorinex Exercise Equipment, Inc.**

193 Litton Drive  
Lexington SC 29073  
803-978-2253

**SOLD TO**

Ewing Marion Kauffman School

6401 The Paseo

Kansas City MO 64131  
US

dwilson@kauffmanschool.org

816-832-1921

**SHIP TO**

Ewing Marion Kauffman School

6401 The Paseo

Kansas City MO 64131  
US

dwilson@kauffmanschool.org

816-832-1921

**TOTAL ESTIMATE****\$ 26,188.20**

PURCHASE ORDER NO.	TERMS	SHIPPING METHOD	<b>**A minimum of a 50% deposit is required for all orders unless otherwise noted in this estimate**</b>  <b>***Finance charges of 1.5% per month will be applied to late payments***</b>  <b>***All sales may be subject to sales/use tax for the state in which the products are shipped***</b>  <b>***All credit cards are subject to a non-refundable 3% processing fee***</b>
	100% Prepayment		
CONTACT	EXP. DATE	SALESPERSON	
Deronne Wilson	11/25/22	Dan McKim	

ITEM NO	DESCRIPTION	QTY	UNIT PRICE	EXTENSION
P03672	Base Camp Dual Sided Half Rack (w/ Custom Laser Cut Logos) Rack Package Includes: -2 Base Camp Full Rack Sides w/ Laser Cut Numbers -1 Pair Floating Uprights (For Plate Storage) -6 Customizable Plate Storage Pins -2 Split Change Urethane Utility Pins -2 Batwing Abbreviated Arches -1 Full Arch w/ Custom Laser Cut Logos (Dual Sided) -2 Pair Sandwich Style j-hooks -2 Pair 24" Half Spotter Bars -2 Single Bar Storages -4' x 6' footprint (w/ Storage Space For Half Spotter Bars)	4	\$ 5,299.00	\$ 21,196.00
P07245	Base Camp Custom Height / Depth Upcharge	4	\$ 275.00	\$ 1,100.00

**NOTICE**

It is the customer's responsibility to ensure that the room layout and exercise equipment selected meets the safety requirements of the facility.

Exercise equipment and fitness training are potentially dangerous and may lead to severe injury or even death. This equipment must be used by competent and responsible persons or under the guidance and supervision of competent persons.

**SUBTOTAL**

\$ 22,296.00

**TAX****ESTIMATED FREIGHT**

3,892.20

QUOTATION  
39676

**\$ 26,188.20****TOTAL ORDER VALUE**



**Sorinex Exercise Equipment, Inc.**

193 Litton Drive  
Lexington SC 29073  
803-978-2253

**ESTIMATE**

PAGE	ESTIMATE	DATE
1	39881	10/24/22

**SOLD TO**

Ewing Marion Kauffman School

6401 The Paseo  
  
Kansas City MO 64131  
US  
  
dwilson@kauffmanschool.org  
816-832-1921

**SHIP TO**

Ewing Marion Kauffman School

6401 The Paseo  
  
Kansas City MO 64131  
US  
  
dwilson@kauffmanschool.org  
816-832-1921

**TOTAL ESTIMATE**

**\$ 22,403.30**

PURCHASE ORDER NO.	TERMS 100% Prepayment	SHIPPING METHOD	<b>**A minimum of a 50% deposit is required for all orders unless otherwise noted in this estimate**</b>  <b>***Finance charges of 1.5% per month will be applied to late payments***</b>  <b>***All sales may be subject to sales/use tax for the state in which the products are shipped***</b>  <b>***All credit cards are subject to a non-refundable 3% processing fee***</b>
CONTACT Deronne Wilson	EXP. DATE 11/24/22	SALESPERSON Dan McKim	

ITEM NO	DESCRIPTION	QTY	UNIT PRICE	EXTENSION
P03506	Base Camp High Bridge - 6'	6	\$ 239.00	\$ 1,434.00
P02497	Sorinex Recon Adjustable Bench	8	\$ 780.00	\$ 6,240.00
P09283	Recon Adjustable Bench - Stand Up Add-on	8	\$ 83.00	\$ 664.00
P08532	Iron Bear Side (8' height) - Low Profile Feet	2	\$ 550.00	\$ 1,100.00
P06006	Iron Bear Dumbbell Tray for Hex Dumbbells with Rubber Insert	3	\$ 318.00	\$ 954.00
P09881	Sorinex Black Training Bumper 45lbs	24	\$ 159.00	\$ 3,816.00
P09880	Sorinex Black Training Bumper 25lbs	8	\$ 114.00	\$ 912.00
P09879	Sorinex Black Training Bumper 10lbs	16	\$ 49.00	\$ 784.00
P01502	Sorinex Performance Bar Black Zinc - 20kg US Made Black Bushing Bar 190,000 min tensile strength and 175,000 min yield strength Black zinc shaft, bright zinc sleeves.	8	\$ 399.00	\$ 3,192.00

**NOTICE**

It is the customer's responsibility to ensure that the room layout and exercise equipment selected meets the safety requirements of the facility.

Exercise equipment and fitness training are potentially dangerous and may lead to severe injury or even death. This equipment must be used by competent and responsible persons or under the guidance and supervision of competent persons.

**SUBTOTAL**

\$ 19,096.00

**TAX****ESTIMATED FREIGHT**

3,307.30

**\$ 22,403.30**

QUOTATION  
39881

**TOTAL ORDER VALUE**