


# KCIA Student Services

Engagement, Demographics  
and Services

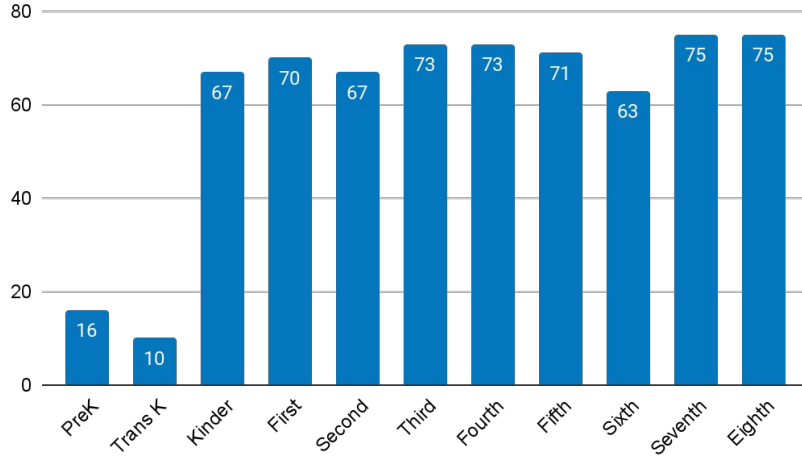


# Engagement Measures

# KCIA Enrollment Update

Updated January 17, 2023

Enrollment by Grade



## Total Enrollment



**16**  
PreK @ DL



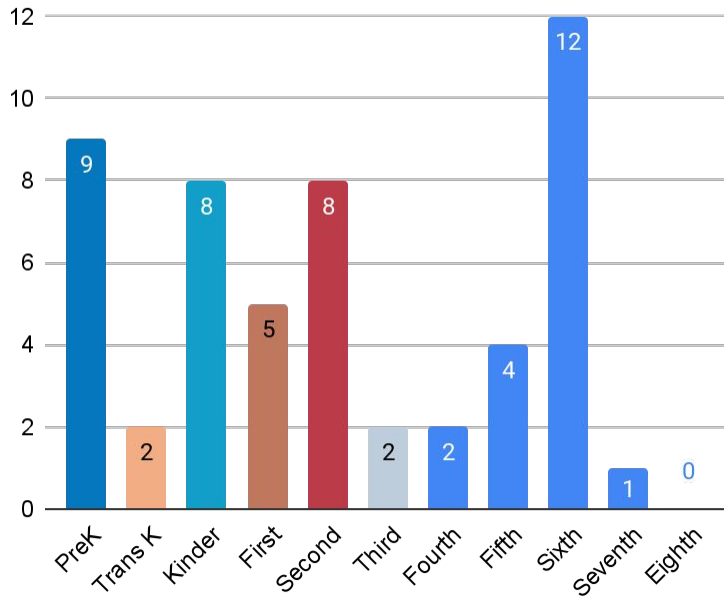
**644**  
TK-8th

**660**  
Total PreK-8th

# Open Seats and Waitlist Count

Updated January 17, 2023

## KCIA Seat Availability



## Preparations for 23-24 Lottery

School Saturday (a citywide event sponsored by ShowMeKC Schools) is January 28 from 10AM-Noon. New families are invited to tour and collect information about why KCIA is the best choice for their children.

Confirmation of re-enrollment for current students starts soon.

The application deadline for the 2023-24 school year for new students is March 1st. KCIA will run its lottery on Friday, March 3rd and SchoolAppKC will make seat offers to parents on Monday, March 6th. Parents then have until March 13th to accept/decline seat offers.

**Waitlist Count-current year**

**97**

**Lottery Applications 23-24**

**67**

# Month to Month Enrollment Comparison

Updated January 17, 2023



## Enrollment

Total PK-8 Enrollment  
(Max Capacity = 687)



## Seats Available

Total PK-8 number of open seats



## Waitlist Count

Total PK-8 waitlist counts



# KCIA Attendance Report

Average % Present Daily-updated 1/17/23

TK-8th Grade

91.29%



Average % of  
student body  
present each day

Elementary

90.92%



Average % of  
TK-5th graders  
present each  
day-increased  
illness

Middle School

92.04%



Average % of  
6th-8th graders  
present each day

# KCIA Attendance Report

ADA-updated 1/17/23

TK-8th Grade

**583.64**

Elementary

**387.58**

Middle School

**196.06**

Average Daily Attendance (ADA)

Average Daily Attendance is defined as days of student attendance divided by the number of days in the regular school year. A student enrolled all year and attending every day would equal 1 ADA. Strategies for increasing ADA are to increase enrollment or improve attendance. The state uses ADA to determine funding.

# KCIA Attendance Plan

## Strategies for Improved Attendance



### Communication

Daily calls, texts, emails to parents and leadership update



### Attendance Success Plans

Family meetings for students whose attendance has dropped below 80%



### Family Supports

Van pickup, supplemental transportation, home visits



### Incentives

43 TK-5 students are participating in an attendance mentoring program for quarter 2.



# Demographics

# Countries of Birth

KCIA students come from 27 different countries. Currently 23% of our students are immigrants or refugees. Refugee students may belong to a nationality that is not the same as his/her birth country. Refugee families are often forced to flee their countries of nationality to the safety of a nearby refugee camp or evacuation point. Many of our students are born in refugee camps before arriving in the United States. For example, a student may have been born in Slovakia but his/her nationality is Somali.

Afghanistan	Cameroon	Cuba	Djibouti
Egypt	Ethiopia	Guatemala	Honduras
Iraq	Kenya	Myanmar	Mexico
Pakistan	Sudan	Slovakia	Somalia
El Salvador	Syria	Chad	Thailand
Turkey	Tanzania	Uganda	Vietnam
South Africa	United States	Zaire	

# Home Languages

KCIA families speak over 15 languages. Both written and spoken home-school communication is routinely translated and provided as options for parents in addition to English communication.

Arabic	MaiMai	Burmese	English
French	Karen	Kinyarwanda	Marshallese
Dari	Pashto	Farsi	Somali
Spanish	Swahili	Kiswahili	Vietnamese
Mashaguli	Urdu		

# Student Demographics

